



JACOBS
UNIVERSITY

EVOLUTION OF SELF-SUPPLY WITH DIFFERENT NETWORK-CHARGING SCHEMES

Christine Brandstätt & Gert Brunekreeff

IAEE International Conference
Groningen, 12th June 2018

AGENDA

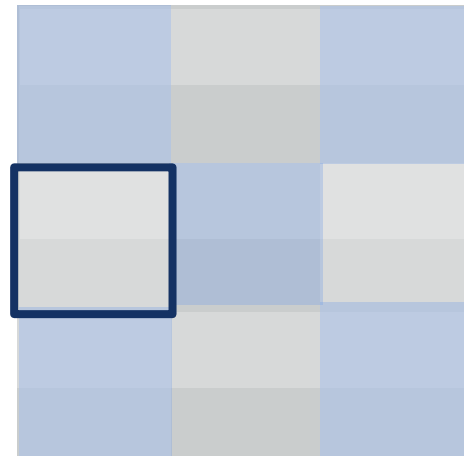
1. Background
2. Aim
3. Model
4. General Analysis
5. Case Study
6. Conclusions



BACKGROUND

- decentralized generation and growing self supply
- incentives for self supply among others from network charges
- self-reinforcing growth of prosumer shares
- cost increase due to rising shares of prosumers

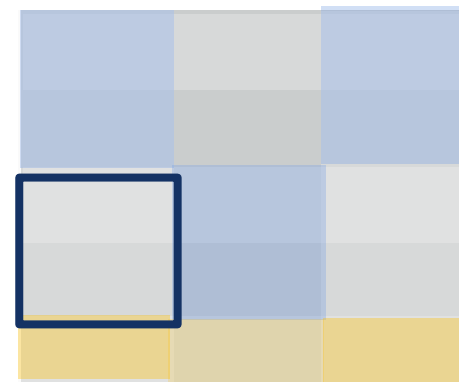
regular households only:
energy & cost view




self-supply



1/3 prosumers:
less energy withdrawn



1/3 prosumers:
constant cost distributed
according to withdrawal



- Which network tariffs and circumstances lead to stabilization of self supply share on a sustainable level?

objective:

- simulate investment in self-supply over time
- vary network tariff schemes
- identify conditions for stabilization of self-supply shares

MODEL FRAMEWORK

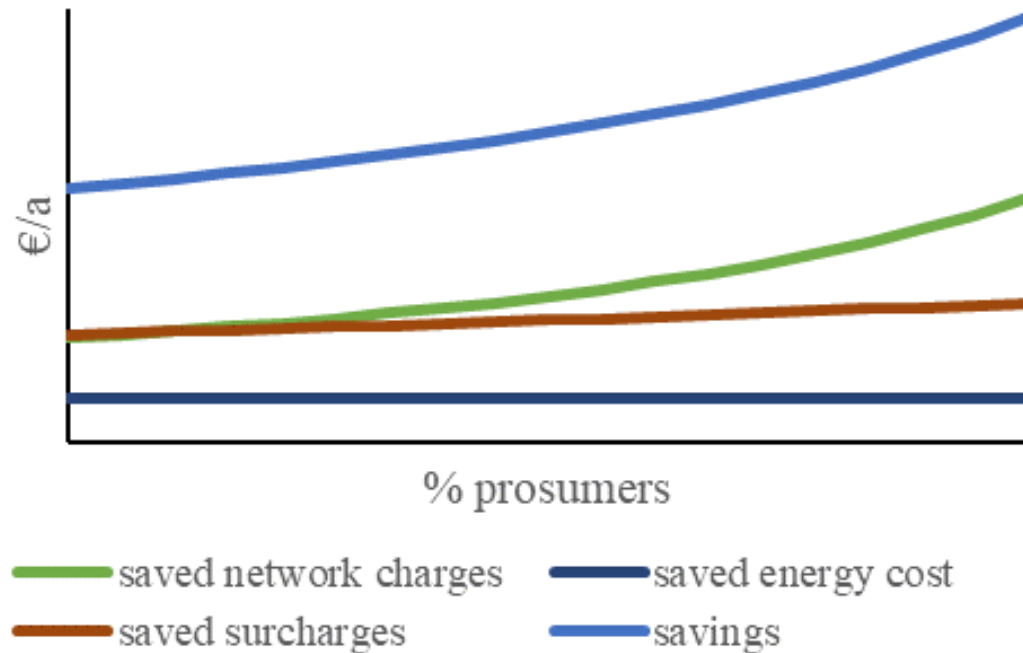
- one network level populated with two types of users
 - regular households
 - prosumer households
- users pay network charges based on
 - energy withdrawal (e) and /or
 - peak load (1-e)
$$p_{N,u} = E_u \cdot \frac{C \cdot e}{\sum_n E(x)} + L_u \cdot \frac{C \cdot (1 - e)}{\sum_n L}$$
- prosumers withdraw less energy than they consume (d),
but utilize the same peak load as regular users
- regular users can become prosumers via investment

- investments depend on savings and cost which correlate with the prosumer share (x)
 - profitability of investment into self-supply:

$$\pi(x) = s_N(x) + s_S(x) + s_E - c_I(x)$$

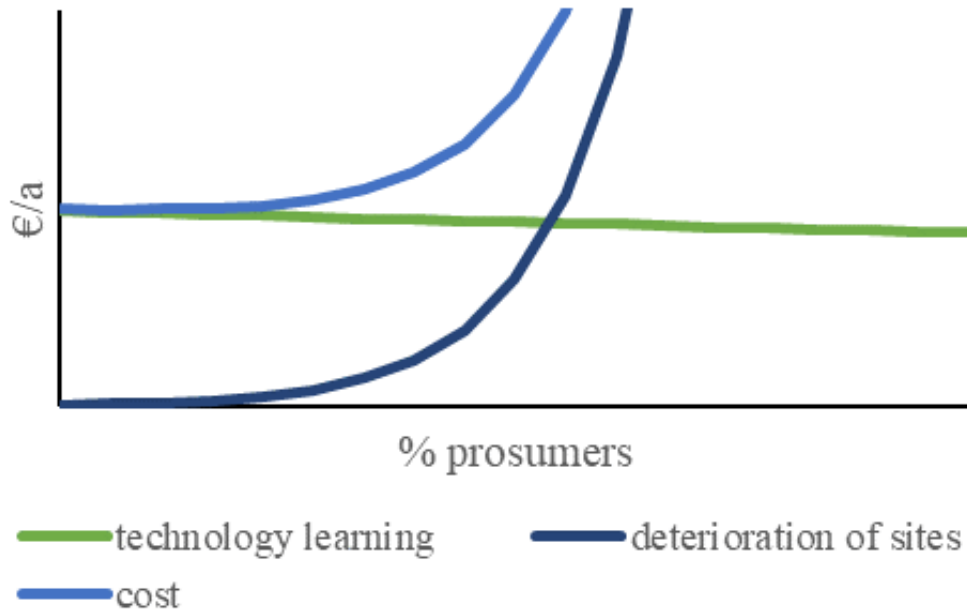
- drivers (savings – cost) :
 - saved network charges: $s_N(x) = \frac{C \cdot e \cdot (1-d)}{n(1-x+d \cdot x)}$
 - other drivers
 - saved energy cost and surcharges:
 $s_E(x) + s_S(x) = E \cdot d \cdot p_E + E \cdot d \cdot s \cdot a^{(v \cdot x)}$
 - investment cost:
 $c_I(x) = \frac{p_{PV} \cdot L_{PV}}{t} - x \cdot l + b^{(x \cdot z)}$

MODEL INPUT: SAVINGS FROM SELF-SUPPLY



- savings from network charges increase with prosumer shares per network
 - volume-based network charges are lower for prosumers than for others
 - rise for all as network cost is distributed over fewer usage
- RES support, taxes and other surcharges decline as less energy is consumed from the system (national effect, not per network)
- saved energy price constant with prosumer share

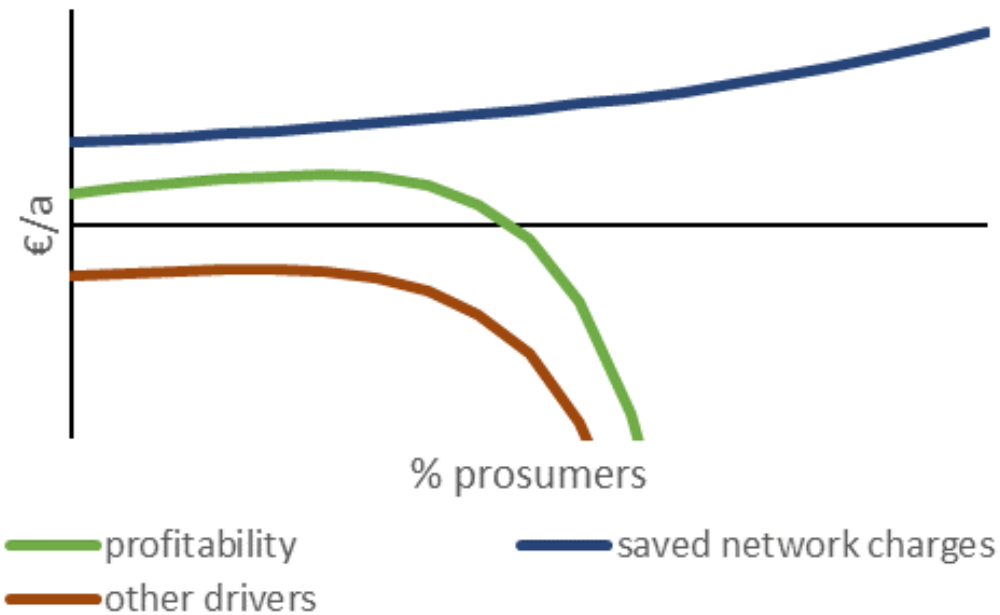
MODEL INPUT: COST OF SELF-SUPPLY



- slight decrease of investment due to technology learning,
 - global effect
 - not driven by prosumers in one network
- deterioration of available sites due to
 - limited number of rooftops for PV
 - lower electricity yield for less suitable sites

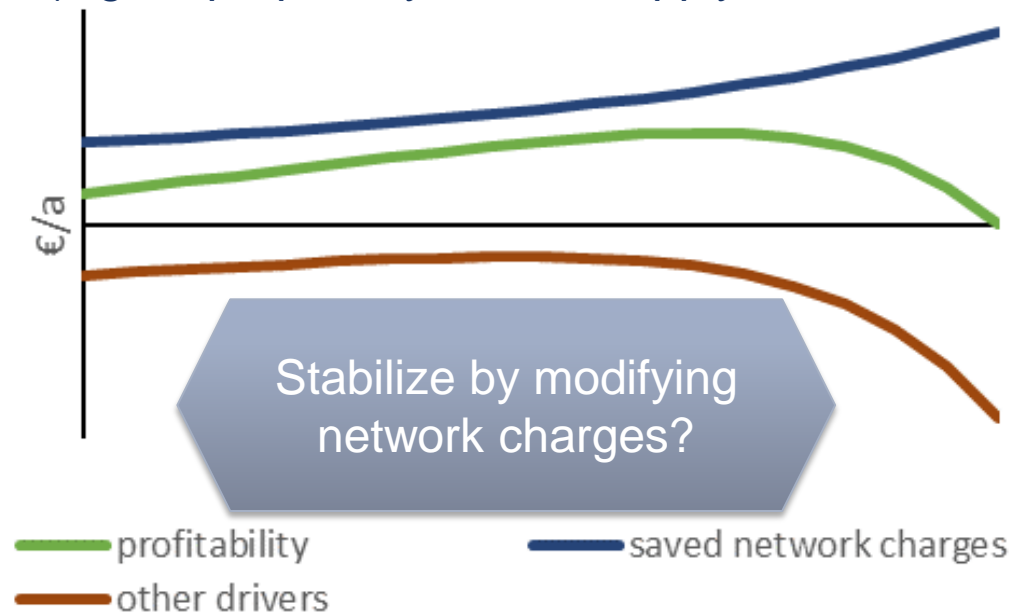
GENERAL ANALYSIS: REFERENCE SCENARIO

- exponential course for other drivers



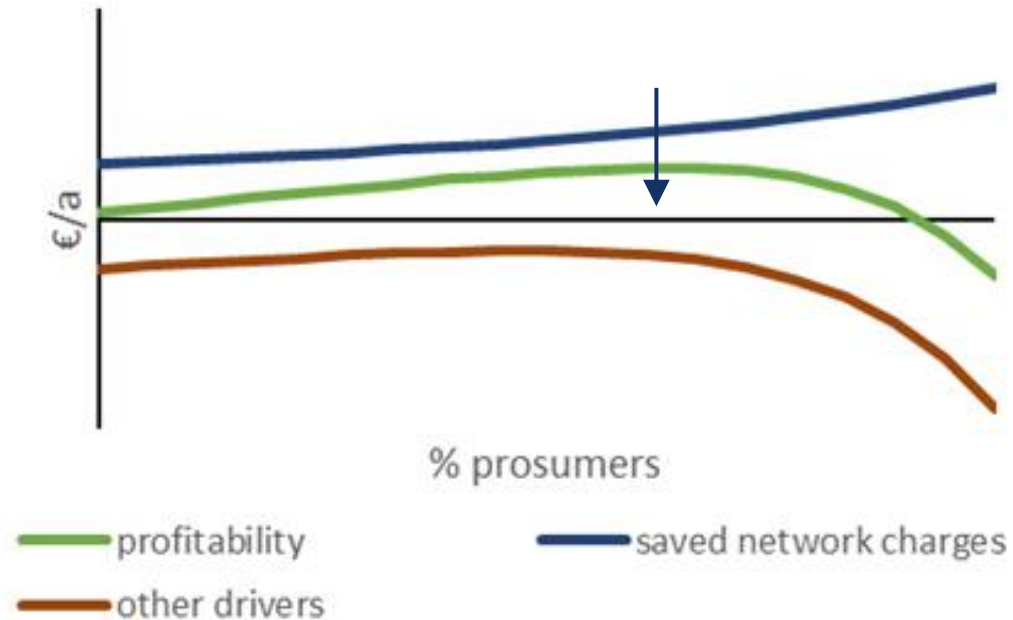
- profitability decreases and eventually becomes negative
- increase in prosumer shares is contained, system stabilizes at a higher prosumer share

- moderate course for other drivers (higher propensity for self-supply)



- increase in prosumer shares over time reinforces itself
- the system does not stabilize until all users are prosumers

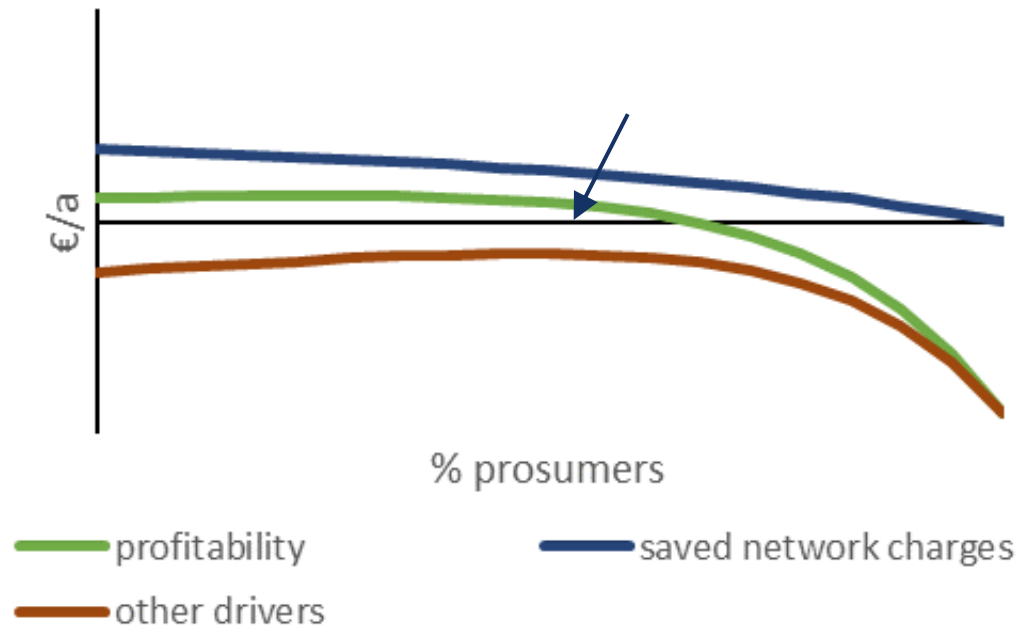
GENERAL ANALYSIS: SHIFTING ENERGY-LOAD SPLIT



alternative 1a: higher load share

- brings down incentives from network tariffs
- correspondingly lowers profitability
- with profitability at zero or below no additional investment in self supply takes place
- self-reinforcing effect is contained
- prosumer share stabilizes at new level

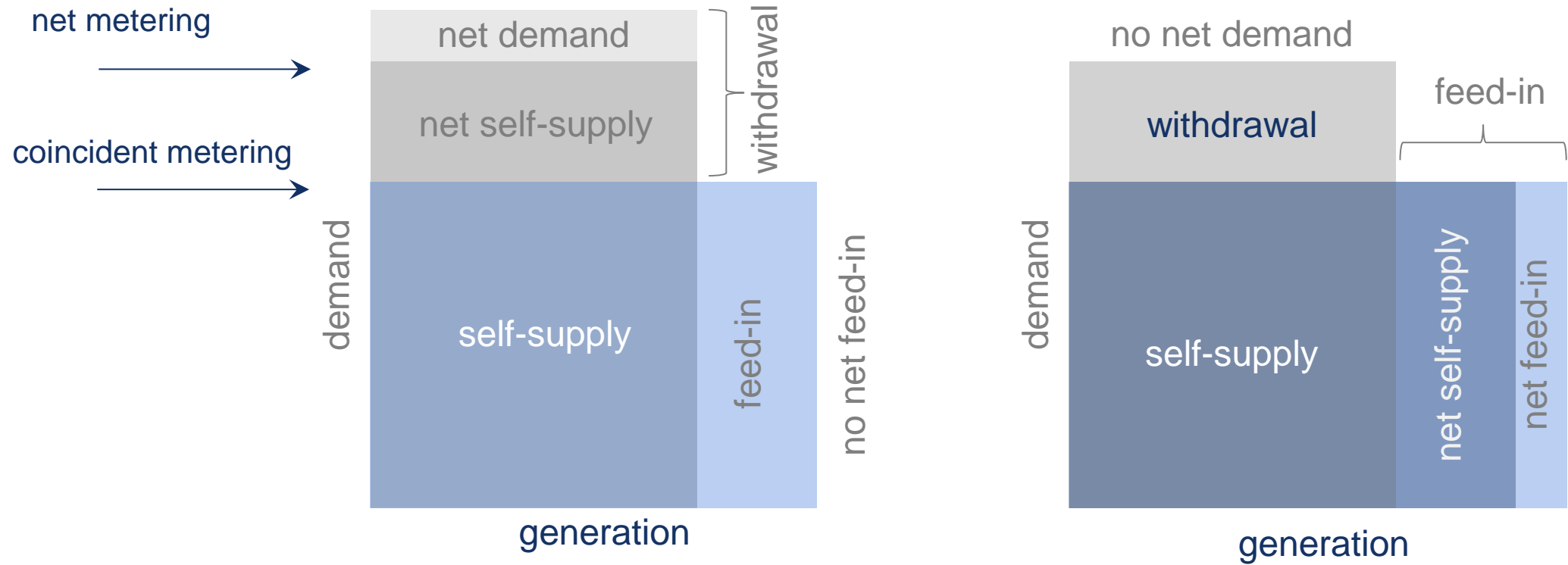
GENERAL ANALYSIS: LINKING ENERGY-LOAD SPLIT TO PROSUMER SHARE



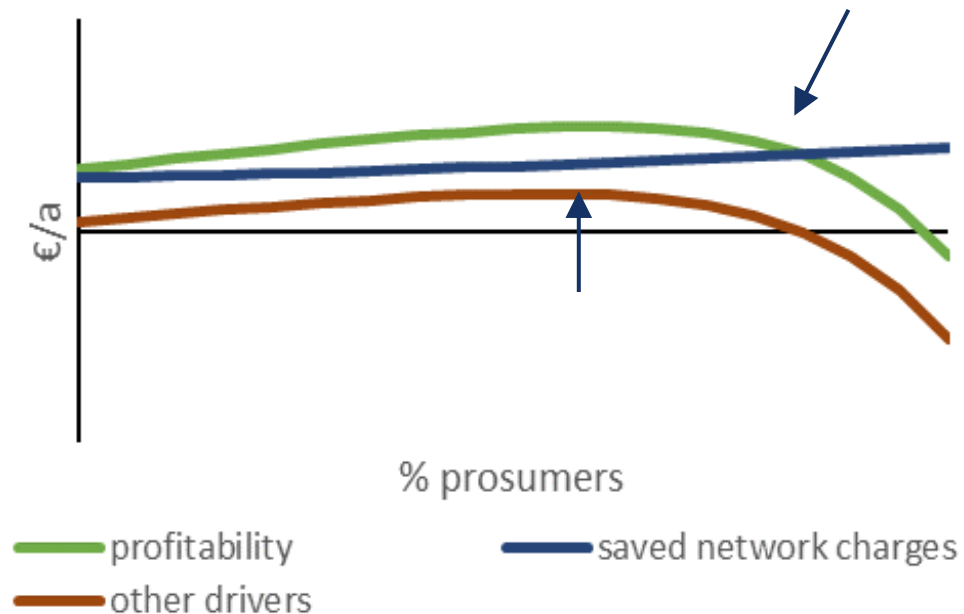
alternative 1b: load share linked to prosumer share

- increasing load share with prosumer share tilts incentives from network tariffs downwards
- correspondingly lowers profitability
- no additional investment once profitability sinks below zero
- self-reinforcing effect is contained
- prosumer share stabilizes at new level

GENERAL ANALYSIS: REBATE FOR SELF-SUPPLY



GENERAL ANALYSIS: SHIFTING REBATE FOR SELF-SUPPLY

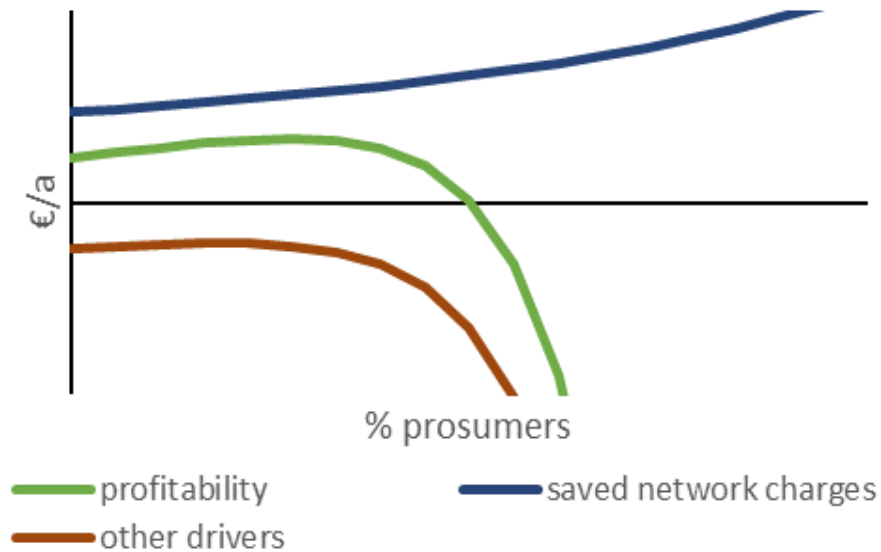


alternative 2: lower rebate for self-supply

- lowering the reduction of energy for prosumers
 - tilts incentives from network charges downwards
 - lifts savings from energy and surcharges
- profitability is still lowered
- no additional investment once profitability sinks below zero
- self-reinforcing effect is contained
- prosumer share stabilizes at new level

GENERAL ANALYSIS: SHIFTING COST TO PARALLEL GRID WITH LOWER PROPENSITY FOR SELF-SUPPLY

parallel network with less propensity for self-supply



alternative 3: shifting cost to parallel networks

- lowering cost in one network reduces incentives from network charges
- correspondingly lowers profitability
- no additional investment once profitability sinks below zero
- self-reinforcing effect is contained
- prosumer share stabilizes at new level

CASE STUDY WITH EXEMPLARY DATA FOR GERMANY

finds that the system stabilizes

- with an energy-load split of 40 / 60 % or less
- for a rebate for no more than 40 % self-supply (in some constellations not at all)
- if at least 50 % of network cost can be shifted

➤ maybe rather extreme cases

parameter	unit	value	reference
prosumer share of network users	%	0 - 100	assumption
total annual network cost	€/a	200.000.000	assumption
number of network users	-	1.000.000	assumption
energy share	%	75	assumption
energy reduction factor	-	0,4	assumption
household yearly energy demand	€/a	3.000	assumption
energy price	€/kWh	0,064	<u>BNetzA 2017</u>
energy-based surcharges and taxes	€/kWh	0,166	<u>BNetzA 2017</u>
PV installation cost	€/kW _p	1100	<u>Fh ISE 2018</u>
PV lifespan	A	25	<u>Fh ISE 2018</u>
PV yield	kWh/kW _p	900	<u>Fh ISE 2018</u>
coincidence factor PV and self-supply	%	25	<u>Fh ISE 2018</u>
installed PV capacity	kW _p	8	assumption

- (inefficient) self-reinforcing effect is possible but uncertain, depends on network charges and a set of other drivers
- in case of self-reinforcing dynamics, alternative network charging schemes can
 - stabilize the system
 - calibrate the new equilibrium prosumer level
- effective modifications of network charges are
 - shift of energy-load split
 - reduction of the rebate for self-supply
 - cost-shift between parallel networks

policy perspective

- regulators can select from a toolbox of tariff modification, which
 - reconcile the uncertainty of a spiral effect
 - allow to achieve other tariff goals, such as cost-reflectivity

THANK YOU FOR YOUR TIME AND ATTENTION!

Christine Brandstätt

**Bremen Energy Research
Jacobs University Bremen**

c.brandstaett@jacobs-university.de



- Network charging in general
 - Reference the reviews in Simshauser and Picciariello
- Distribution charging and self supply
 - Jagstorff et al 2014
 - Simshauser 2016
 - Hintz et al 2018
 - Picciariello et al 2015 a & b
 - Neuteleers et al 2017
 - Passey et al 2017
 - Schittekatte 2017
- Utility death spiral
 - EEI 2012
 - Costello & Hemphil 2014
 - Felder & Athawale 2014
 - Laws et al 2017